

## Okaloosa County Military Service Members and Veterans

### Military

In FY 2005, Eglin Air Force Base employed 8,032 military personnel and an additional 3,763 civilians. There were an additional 7,188 military and 910 civilians at Hurlburt Field during the same time period. A total of **19,893** personnel.

In FY 2007, the military and civilian federal government workforce totaled **22,750** or about 17% of Okaloosa County employment.

The Fiscal Year 2009 military workforce was **24,385**, or 25% of the labor force.

**Table 1 - Where Military and Federal Civilian Personnel are Stationed in Florida**

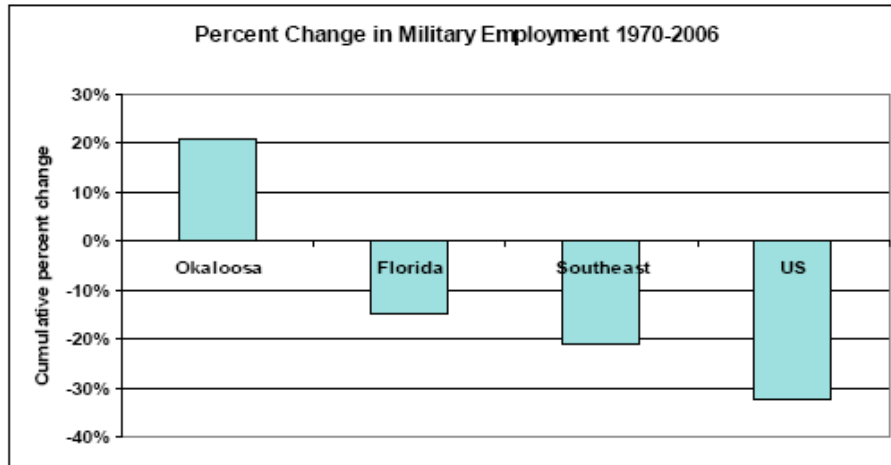
DoD Military and Civilian Personnel by State - September 30, 2005											
INST./CITY	AR MIL	NV MIL	MC MIL	AF MIL	SUB MIL	AR CIV	N/M CIV	AF CIV	ODA CIV	SUB CIV	TOT DoD
Camp Blanding	74	0	0	2	76	152	0	10	0	162	238
Cape Canaveral	0	92	0	0	92	11	64	8	2	85	177
Cape Canaveral AFS	0	0	0	248	248	0	10	217	0	227	475
Cecil Field NAS	0	412	31	0	443	0	2	0	0	2	445
Crestview	0	0	0	1	1	1	0	306	14	321	322
Eglin AFB	281	227	118	7,406	8,032	19	36	3,580	128	3,763	11,795
Fort Lauderdale	0	0	95	1	96	4	9	1	22	36	132
Gainesville	9	35	58	20	122	11	1	1	0	13	135
Homestead AFB	0	0	0	1	1	25	0	631	8	664	665
Hurlburt Field	0	3	0	7,185	7,188	11	1	828	70	910	8,098
Jacksonville	247	5,852	286	22	6,407	878	5,184	292	233	6,587	12,994
Key West	0	789	13	76	878	104	294	0	23	421	1,299
MacDill AFB	997	374	639	3,590	5,600	26	2	1,206	160	1,394	6,994
Mayport Nav Station	1	10,159	0	0	10,160	0	799	0	69	868	11,028
Melbourne	14	0	0	83	97	10	1	8	84	103	200
Miami	80	304	113	191	688	501	11	1	10	523	1,211
Milton	0	920	0	0	920	2	136	0	27	165	1,085
Orlando	112	69	143	36	360	620	967	17	467	2,071	2,431
Panama City	0	382	12	16	410	40	132	0	4	176	586
Patrick AFB	78	28	7	1,664	1,777	17	1	1,259	120	1,397	3,174
Pensacola	69	7,030	2,501	582	10,182	21	2,415	29	667	3,132	13,314
Saint Augustine	2	10	0	0	12	217	0	6	64	287	299
Saint Petersburg	3	3	0	14	20	19	1	0	128	148	168
Tallahassee	65	19	111	25	220	27	2	1	2	32	252
Tampa	283	28	64	27	402	143	55	1	19	218	620
Tyndall AFB	3	3	0	3,882	3,888	6	0	663	62	731	4,619
West Palm Beach	0	4	19	145	168	54	35	0	33	122	290
Other	157	14	9	182	362	375	1,278	145	193	1,991	2,353
State Total	2,475	26,757	4,219	25,399	58,850	3,294	11,436	9,210	2,609	26,549	85,399

Source: Department of Defense Statistical Information Analysis Division

Figure Table 1: July 2007 Economic Impact of Military Personnel Realignment in Okaloosa County, Florida; UWF Haas Center

While the size of the total military force nationally declined by 32% from 1970 to 2006, the percentage change in Okaloosa County increased over 21%.

Figure 2 – Comparison of Percent Change in Military Employment

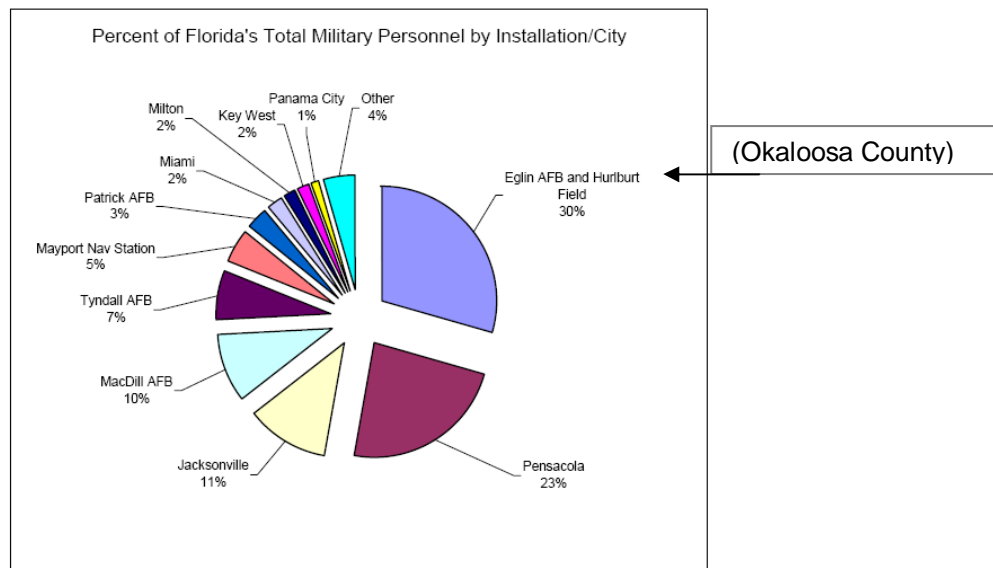


Source: Woods and Poole Economics

## Veterans

A 2002 Military Wage Study reported military retirement pay in Okaloosa County to be over \$170 million annually, or about \$19,819 per retiree. That equates to **8,578** veterans in 2002.

Figure 2 - Distribution of Military Personnel in the State of Florida



2007 veterans were calculated by county and retirees by zip code

- Veterans 33,490 for Okaloosa.
- Retirees for zip code 325\*\* (Escambia, Santa Rosa and Okaloosa) is 31,367.
- Retirees for Okaloosa 10,456+
- Total of 43,946+ veterans and retirees in Okaloosa County

The census estimates the 2007 population of Okaloosa County to be 186,965; veterans and retirees represent nearly one quarter of the population!

Kay Rasmussen  
Director of Defense & Economic Initiatives

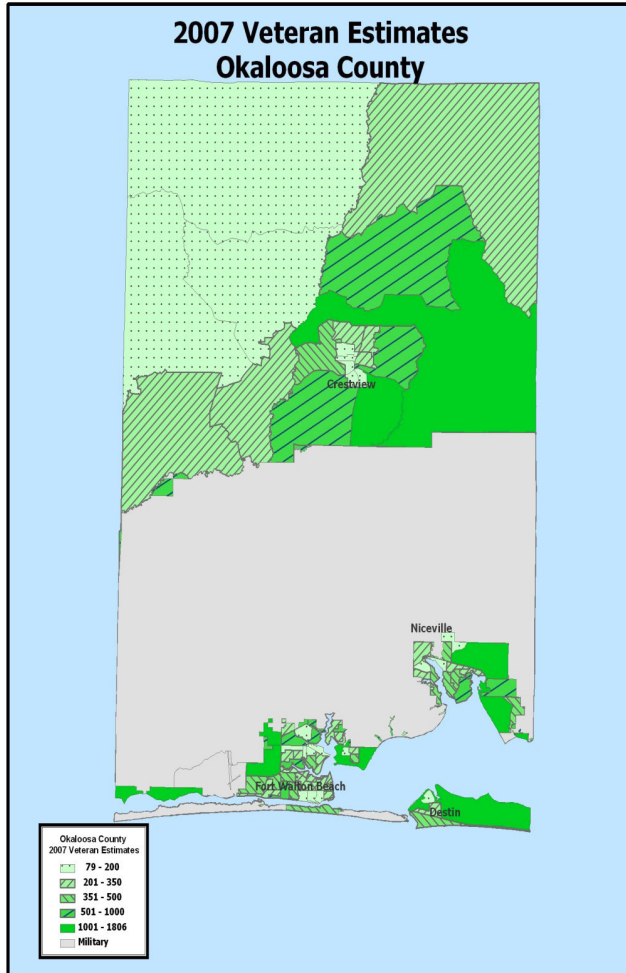
850-362-6467

[kayr@florida-edc.org](mailto:kayr@florida-edc.org)  
[www.florida-edc.org/defense.htm](http://www.florida-edc.org/defense.htm)

Sources: UWF Haas Center & Eglin AFB

May 2010

The solid green in the figure below represents the areas where more than 1,000 veterans reside. The light grey area represents land owned and operated by the military.



May 2009 Tri-County Retired or Separated Military Personnel

- 80,629 Current Population
- 3,390 Annual Population Growth

County	Veterans	Retirees	Annual
Santa Rosa	21,642	5,843	645
Okaloosa	34,634	10,401	2,711
Walton	6,415	1,694	34
<b>Total</b>	<b>62,691</b>	<b>17,938</b>	<b>3,390</b>

Source: Dr. Rod Lewis, UWF Haas Center